



iThenticate Plagiarism Checker의 이용법

XMLink 윤선정

iThenticate



- PRODUCTS
- CUSTOMERS
- PARTNERS
- ABOUT
- BLOG
- CONTACT

Request a QUOTE

LOGIN

THE LEADER in PROFESSIONAL PLAGIARISM PREVENTION

iThenticate compares your content against a massive database providing in-depth reports in minutes. Ensure your work is original before publication. Get started by selecting a usage type below:

AUTHORS & RESEARCHERS

ORGANIZATIONS



Identify unoriginal content in
3 EASY STEPS

VIEW A DEMO

STEP 1 | UPLOAD

Choose document files to upload to iThenticate.

STEP 2 | COMPARE

Your document is compared against a vast database of content.

STEP 3 | REPORT

Review the originality of your work in easy-to-use similarity reports.

Our CUSTOMERS



iThenticate dovetails into our editorial controls perfectly, and by placing the logo on our website and literature it means we are not fooling around when it comes to plagiarism.



<http://www.ithenticate.com>

1. Log In

The screenshot shows the iThenticate Professional Plagiarism Prevention website. The top navigation bar includes a logo on the left, a 'Request a QUOTE' link, and a 'LOGIN' button. Below the navigation bar are links for PRODUCTS, CUSTOMERS, PARTNERS, ABOUT, BLOG, and CONTACT. The main content area features a 'LOG IN' heading and a link to 'Sign up now.' for users without an account. A login form contains fields for 'Email:' (with the value 'crossref@kamje.or.kr') and 'Password:' (masked with dots). There is a checkbox for 'Remember me for 1 week' and a 'LOG IN' button next to a 'Forgot your password?' link. The footer contains four columns of links: 'FOR INSTRUCTORS' with a Turnitin logo, 'FOR STUDENTS' with a WriteCheck logo (powered by Turnitin), 'FOR ADMISSIONS PROFESSIONALS' with a Turnitin logo for Admissions, and 'FOR EDUCATIONAL RESOURCES' with a plagiarism dot ORG logo. At the bottom, there are links for Privacy Pledge, Usage Policy, Support, Blog, Contact, and Research iThenticate, along with a copyright notice for 1998-2011 iParadigms, LLC.

<https://app.ithenticate.com/login>

Account Created 받은편지함 | x

☆ info@ithenticate.com 나에게 세부정보 표시 11:22 (1분 전)  답장 

영어 ▾ > 한국어 ▾ [메일 번역](#) [영어에 대해 사용중지](#)

Welcome XMLINK 윤선정

Your iThenticate account has been created.

To begin using iThenticate please visit

<https://app.ithenticate.com/login>

You will log in using your email address and password:

Login: prjk2468@gmail.com
Password: 4efturpatm

This is a one-time password. You will be prompted to change this password when you first log in.



For help getting started with iThenticate visit:

<https://app.ithenticate.com/help/helpdesk>

If you have any questions please contact your account administrator(s):

"Choon Shil Lee" <cslee@sookmyung.ac.kr>
"Sun Jeong Yoon" <sun_jeong_yoon@xmlink.kr>
"KAMJE 의편협" <crossref@kamje.or.kr>
"Oh Hoon Kwon" <koheart@chol.com>

--
KAMJE 의편협
crossref@kamje.or.kr

 답장  전달

You must agree to these terms before proceeding.

IMPORTANT NOTICE:

THIS SITE AND RELATED SERVICES ARE PROVIDED SUBJECT TO THESE TERMS AND CONDITIONS. PLEASE READ THE FOLLOWING INFORMATION CAREFULLY. YOUR CONTINUED USE OF THIS SITE WILL INDICATE YOUR AGREEMENT TO BE BOUND BY THE TERMS AND CONDITIONS SET FORTH BELOW. IF YOU DO NOT AGREE TO THESE TERMS AND CONDITIONS, PROMPTLY EXIT THIS SITE.

iThenticate (the "Site") and its services are maintained by iParadigms, LLC ("iParadigms"), and offered to you, the user ("You" or "User"), conditioned upon Your acceptance of the terms, conditions, and notices contained herein without modification (the "User Agreement"). By clicking the "I agree

I have read the above Terms and Conditions and: *

I agree to these Terms

I do not accept the above Terms

Submit

Password Reset

[Folders](#) [Settings](#) [Account Info](#) Welcome XMLINK 윤선정 | [Logout](#) [Help](#)

iThenticate
Professional Plagiarism Prevention

You have agreed to the Terms of Service

Password Reset

Your password must be changed before you can continue.

Enter your existing password
Current password: *

Pick a new password
New password: *

Retype your new password
Confirm new password: *

Optional personal security question

Providing this information is not required, but if provided will help us protect your account.

Select a question:

Select Select a question ▼

Enter your response:

[Change Password](#)

- Passwords must not be all digits
- Input must be at least 6 characters
- Passwords must include one or more digits

The iThenticate Account Homepage

로그인 후에 보여지는 화면

The screenshot displays the iThenticate Account Homepage with several key areas highlighted by red circles:

- Main Navigation:** Located at the top, it includes links for [Folders](#), [Settings](#), [Account Info](#), [Manage Users](#), and [System Admin](#). A user greeting "Welcome John Doe" and a [Logout](#) link are also present.
- Toolbar:** A horizontal bar containing a search input field.
- Directory:** A sidebar on the left showing a tree view of folders: "My Folders", "My Folders", "March 2008", "Publishing House", and "Trash".
- Content Tabs:** A horizontal bar above the main content area with tabs for "Documents", "Sharing", "Settings", and "Resubmit".
- Info/Action Column:** A sidebar on the right containing actions such as "Submit a document", "Upload a File", "Zip File", "Unzip File", "Drag & Drop Upload", "New folder", and "View Recent Uploads".

The central area is labeled "Main Content" and currently displays a message: "This folder is empty: [Submit a document](#)".

2. Creating a New Folder or a New Folder Group

The screenshot displays the iThenticate Professional Plagiarism Prevention web interface. At the top, there are navigation tabs for 'Folders', 'Settings', and 'Account Info', along with a user greeting 'Welcome XMLink' and a 'Logout' button. The main content area is titled 'My Documents' and shows a message: 'This folder is empty: [Submit a document](#)'. A 'New folder' dialog box is open in the center, offering options to create a 'New Folder' or a 'New Folder Group'. On the right side, there is a 'Submit a document' section with options for 'Upload a File', 'Zip File Upload', 'Drag & Drop Upload', and 'Cut & Paste'. A red circle highlights the 'New folder' option in this section, with a red arrow pointing to the 'New folder' dialog box. Below the dialog box, there is a 'Folder Info' section showing the name 'My Documents'.

2-1. Creating a New Folder Group

The screenshot displays the iThenticate Professional Plagiarism Prevention web interface. At the top, a navigation bar includes 'Folders', 'Settings', and 'Account Info' on the left, and 'Welcome XMLink 윤선탯정 | Logout' and a 'Help' button on the right. The iThenticate logo is prominently displayed below the navigation bar. On the left side, a 'My Folders' sidebar shows a folder icon with a plus sign, 'My Folders', and a 'Trash' folder icon. The main content area is titled 'Create A New Folder Group' and features a 'Return to Folders' link with a left-pointing arrow. Below the title is a text input field labeled 'Name: *'. At the bottom of the dialog, there are two buttons: a blue 'Create' button and a red 'Cancel' link. The footer contains links for 'Usage Policy', 'Privacy Pledge', and 'Contact Us', along with the copyright notice: 'Copyright © 1998-2011 iParadiqms, LLC. All rights reserved.'

2. Creating a New Folder or a New Folder Group

The screenshot displays the iThenticate Professional Plagiarism Prevention web interface. At the top, there are navigation tabs for 'Folders', 'Settings', and 'Account Info', along with a user greeting 'Welcome XMLink' and a 'Logout' button. The main content area is titled 'My Documents' and shows a message: 'This folder is empty: [Submit a document](#)'. Below this, a large box contains the text 'New folder' and two options: 'New Folder' and 'New Folder Group', both underlined. A red arrow points from a 'New folder' button in the right-hand sidebar to the 'New Folder' option in the central box. The sidebar also includes a 'Submit a document' section with links for 'Upload a File', 'Zip File Upload', 'Drag & Drop Upload', and 'Cut & Paste', as well as a 'Folder Info' section showing the current folder name as 'My Documents'.

2-2. Creating a New Folder

The screenshot shows the 'Create A New Folder' interface in the iThenticate system. The form is titled 'Create A New Folder' and includes a 'Return to Folders' link. The main form area contains the following elements:

- Folder Group:** A dropdown menu with the text 'Select Folder Group'.
- Folder Name:** A text input field with a red asterisk indicating it is required.
- Exclude quotes:** A checkbox with the text 'Check to exclude quoted text from comparison of documents submitted in this folder'.
- Exclude bibliography:** A checkbox with the text 'Check to exclude bibliography from comparison of documents submitted in this folder'.
- Customize match size:** A checkbox with the text 'Check to customize the size of matched text'.
- Limit searches to these repositories:** A section with a red asterisk and a list of checked options: CrossCheck, Internet, and Publications. The text below reads 'Documents submitted in this folder will search checked repositories.'
- Buttons:** 'Create' and 'Cancel' buttons at the bottom.

Folder Group:

Select Folder Group ▼

폴더를 생성하고자 하는 폴더그룹을 지정

Folder Name: *

폴더 이름을 지정

2-2. Creating a New Folder (2)

Folders Settings Account Info Welcome XMLink 윤선정 | Logout Help

iThenticate
Professional Plagiarism Prevention

My Folders
My Folders
Trash

Create A New Folder

[Return to Folders](#)

Folder Group:
Select Folder Group

Folder Name: *

Check to exclude quoted text from comparison of documents submitted in this folder
 Exclude quotes

Check to exclude bibliography from comparison of documents submitted in this folder
 Exclude bibliography

Check to customize the size of matched text
 Customize match size

Limit searches to these repositories: *

Documents submitted in this folder will search checked repositories.

CrossCheck
 Internet
 Publications

Create Cancel

Check to exclude quoted text from comparison of documents submitted in this folder

Exclude quotes

Check to exclude bibliography from comparison of documents submitted in this folder

Exclude bibliography

Check to customize the size of matched text

Customize match size

Exclude matches by:

Based on total match to a source.

Word Count: words

Percentage: %

Limit searches to these repositories: *

Documents submitted in this folder will search checked repositories.

CrossCheck

Internet

Publications

2-3. Folder Setting

The screenshot displays the iThenticate web interface. At the top, there are navigation tabs for 'Folders', 'Settings', and 'Account Info'. The user is logged in as 'Welcome XMLink 윤선정' and can click 'Logout' or 'Help'. The iThenticate logo and 'Professional Plagiarism Prevention' tagline are visible. A search bar is present below the logo. The main content area is divided into three sections:

- My Folders:** A sidebar menu with 'My Folders', 'My Documents' (selected), and 'Trash'.
- My Documents:** The main folder view. It shows 'Documents' and 'Settings' tabs. The 'Settings' tab is circled in red. Below the tabs, it states 'This folder is empty: [Submit a document](#)' and 'page 1 of 1'.
- Right Sidebar:** Contains several utility links: 'Submit a document', 'Upload a File', 'Zip File Upload', 'Drag & Drop Upload', 'Cut & Paste', 'View: [Recent Uploads](#)', 'New folder' (with sub-links 'New Folder' and 'New Folder Group'), and 'Folder Info' (showing 'Name: My Documents').

2-3. Folder Setting (2)

The screenshot displays the iThenticate web interface for folder settings. At the top, there are navigation tabs for 'Folders', 'Settings', and 'Account Info', along with a user greeting 'Welcome XMLink 윤선정' and links for 'Logout' and 'Help'. The iThenticate logo and tagline 'Professional Plagiarism Prevention' are visible. A search bar is located below the logo. On the left, a 'My Folders' sidebar lists 'My Folders', 'My Documents', 'test', and 'Trash'. The main area shows the 'test' folder settings, with the 'Settings' tab selected and circled in red. The settings include a 'Folder Name' field containing 'test', and three unchecked checkboxes: 'Exclude quotes', 'Exclude bibliography', and 'Customize match size'. Below these is a section for 'Limit searches to these repositories' with three checked checkboxes: 'CrossCheck', 'Internet', and 'Publications'. At the bottom of the settings area are 'Update Settings' and 'Cancel' buttons. On the right side, there are sections for 'Submit a document' (with links for 'Upload a File', 'Zip File Upload', 'Drag & Drop Upload', and 'Cut & Paste'), 'View: Recent Uploads', 'New folder' (with links for 'New Folder' and 'New Folder Group'), and 'Folder Info' (showing 'Name: test').

초기 폴더 생성시 설정한
정보의 수정이 가능함

2-3. Folder setting (3)

The screenshot shows the iThenticate web interface. At the top, there are navigation tabs for 'Folders', 'Settings', and 'Account Info'. The user is logged in as 'Welcome XMLink 윤선정' and can click 'Logout' or 'Help'. The main content area is titled 'test' and has a 'Settings' button circled in red. Below the title, there are links for 'Folder Options' and 'Report Filters'. The 'Report Filters' section explains that users can manage a list of URLs filtered out of search results. It states that there are currently no URL filters for this folder and provides instructions on how to add a filter. Examples of filter URLs are given: 'http://example.com/' (exclude entire site), 'http://example.com/docs/' (exclude all sources from a specific directory), and 'http://example.com/docs/paper.pdf' (exclude specific document). At the bottom of the form, there are 'Add URL' and 'Cancel' buttons.

웹사이트 전체,
웹사이트의 특정 디렉토리,
특정 문서의 필터링이 가능

3. Submitting a Document

The screenshot shows the iThenticate web interface. At the top, there are navigation tabs for 'Folders', 'Settings', and 'Account Info'. The user is logged in as 'XMLink 윤선정' and can click 'Logout' or 'Help'. The main header features the iThenticate logo and the tagline 'Professional Plagiarism Prevention'. Below the header is a search bar. On the left, a 'My Folders' sidebar lists 'My Folders', 'My Documents', 'test', and 'Trash'. The main content area shows a folder named 'test' with a 'Documents' tab selected. The folder is empty, and a link 'Submit a document' is visible. A red circle highlights the 'Submit a document' section, which contains the following options: 'Upload a File', 'Zip File Upload', 'Drag & Drop Upload', and 'Cut & Paste'. Below these options is a 'View: Recent Uploads' link. At the bottom of the main content area, there is a 'New folder' section with options for 'New Folder' and 'New Folder Group', and a 'Folder Info' section showing the folder name 'test'.

This is a close-up of the 'Submit a document' section from the screenshot. It features a document icon with a plus sign and the text 'Submit a document'. Below this, there are four options: 'Upload a File', 'Zip File Upload', 'Drag & Drop Upload', and 'Cut & Paste'. At the bottom, there is a 'View: Recent Uploads' link. A red arrow points from the 'Submit a document' section in the main screenshot to this close-up.

Submitting a Document

- **Upload a File** : a single file submission
- **Zip File Upload** : submit a standard zip file containing multiple documents. May contain up to 200MB or 1,000 files. Zip file uploads of significant size may require additional time to complete
- **Drag & Drop Upload** : a file is dragged from the user's computer and dropped on the drop area or added to the drop area by browsing the computer. You may upload up to 200MB or 1,000 files with the Drag & Drop Upload option
- **Cut & Paste** : submission of text copied and pasted into the submission box. May be used to submit from a file format that is not accepted. No images or non-text information can be copied and pasted - only plain text can be accepted

File Types and Size

- Microsoft Word® (DOC and DOCX)
- Word XML
- Plain Text (TXT)
- Adobe PostScript®
- Portable Document Format (PDF)
- HTML
- Corel WordPerfect® (WPD)
- Rich Text Format (RTF)

-> The file size may not exceed 20 MB.

-> Files that are password protected, encrypted, hidden, system files, or read only files cannot be uploaded or submitted to iThenticate.

3-1. Upload a File Page

Upload a file [Return to Folders](#)

Upload to folder: *
My Folders - test

Upload #1

What is the document title:

What is the author's first name:

What is the author's last name:

Browse for the file you would like to submit:
 선택된 파일 없음

[+ Add another file](#)

Submit a document

[Upload a File](#)
[Zip File Upload](#)
[Drag & Drop Upload](#)
[Cut & Paste](#)

View: [Recent Uploads](#)

Accepted Formats

We currently support file upload for the following document types:

- Text
- PostScript
- PDF

한번에 10개까지 파일을 추가하여 업로드 가능

3-1. Upload a File Page (2)

업로드 진행중인 화면

The screenshot shows the iThenticate 'Upload a file' page. At the top, there are navigation tabs for 'Folders', 'Settings', and 'Account Info', along with a user greeting 'Welcome XMLink 윤선정 | Logout' and a 'Help' button. The iThenticate logo and 'Professional Plagiarism Prevention' tagline are visible. The main content area is titled 'Upload a file' and includes a 'Return to Folders' link. A dropdown menu shows 'My Folders - test' as the selected folder. Below this, there are input fields for 'What is the document title:' (containing 'test-341'), 'What is the author's first name:', and 'What is the author's last name:'. A file selection area shows a file named 'W:\00 Synapse-업무보고' selected. A modal dialog box titled 'Uploading:' is overlaid on the form, displaying a progress bar at 0% and the following statistics: 'Bytes: 0 of 0', 'Time: 0:00 (~ 0:00 to go)', and 'Rate: 0.00K/s (avg 0.00K/s)'. On the right side, there is a 'Submit a document' section with links for 'Upload a File', 'Zip File Upload', 'Drag & Drop Upload', and 'Cut & Paste', and a 'View: Recent Uploads' link. Below that, an 'Accepted Formats' section lists supported file types: Word, Word XML, Text, HTML, and WordPerfect WPD. At the bottom of the main form, there are 'Upload' and 'Cancel' buttons. A blue callout box at the bottom right of the screenshot contains the text '업로드 취소: ESC버튼'.

3-2. Zip File Upload

The screenshot shows the iThenticate web interface for uploading a zip file. The top navigation bar includes 'Folders', 'Settings', and 'Account Info' on the left, and 'Welcome XMLink', '로그인', 'Logout', and 'Help' on the right. The iThenticate logo and tagline 'Professional Plagiarism Prevention' are prominently displayed. The main content area is titled 'Zip File Upload' and includes a 'Return to Folders' link. A descriptive paragraph explains that the zip will be unpacked and individual files uploaded, with the provided title and author used as defaults. Below this, there is a dropdown menu for 'Upload to folder:' currently set to 'My Folders - test'. A 'Document information' section contains three text input fields for 'What is the document title:', 'What is the author's first name:', and 'What is the author's last name:'. A file selection area is labeled 'Browse for the file you would like to submit:' and shows a button for '파일 선택' (File Selection) and the text '선택된 파일 없음' (No files selected). At the bottom of the form are 'Upload' and 'Cancel' buttons. On the right sidebar, there is a 'Submit a document' section with links for 'Upload a File', 'Zip File Upload', 'Drag & Drop Upload', and 'Cut & Paste', along with a 'View: Recent Uploads' link. Below that is an 'Accepted Formats' section with a list of supported file types: Word, Word XML, Text, PostScript, and PDF.

3-3. Drag & Drop Upload

Folders Settings Account Info Welcome XMLink 윤선정 | Logout Help

iThenticate®
Professional Plagiarism Prevention

Drag-n-Drop [Return to Folders](#)

Select files to upload to folder: test

No.	File	Size
1	test-341.pdf	4543 KB

[+ Add](#)
[✖ Remove](#)
[↑ Upload](#)

Summary
Files: 1 Total size: 4.44 MB

Submit a document

[Upload a File](#)
[Zip File Upload](#)
[Drag & Drop Upload](#)
[Cut & Paste](#)

View: [Recent Uploads](#)

Accepted Formats

We currently support file upload for the following document types:

- Word
- Word XML
- Text
- PostScript
- PDF

3-4. Cut & Paste

Folders Settings Account Info Welcome XMLink 윤선정 | Logout Help

iThenticate
Professional Plagiarism Prevention

Cut & Paste Upload [Return to Folders](#)

Paste your document directly into the area provided below.

Upload to folder: *

My Folders - test

Document information

What is the document title:

What is the author's first name:

What is the author's last name:

Paste your document in the area below: *

Upload [Cancel](#)

Submit a document

[Upload a File](#)
[Zip File Upload](#)
[Drag & Drop Upload](#)
[Cut & Paste](#)

View: [Recent Uploads](#)

★ Cut & Pasting Tips

If you are typing in text manually, it is recommended you create a word file or text file and copy and paste the text into the form. This will ensure your information is not lost if the page refreshes or a browser error occurs.

4. Viewing Reports

Folders Settings Account Info Welcome XMLink 윤선정 | Logout Help

iThenticate®
Professional Plagiarism Prevention

Search **Trash** Move selected to... Move

My Folders
My Folders
My Documents
test
Trash

test Documents Settings page 1 of 1

<input type="checkbox"/>	Title	Report	Author	Processed ↓	Actions
<input checked="" type="checkbox"/>	test-341.pdf 1 part - 2,313 words	76%		05/07/11	<input checked="" type="checkbox"/> <input checked="" type="checkbox"/>
<input type="checkbox"/>	test-39.pdf 1 part - 4,053 words	29%		05/07/11	<input type="checkbox"/> <input checked="" type="checkbox"/>
<input type="checkbox"/>	test-10-120 1 part - 1,268 words	pending		05/07/11	<input type="checkbox"/> <input checked="" type="checkbox"/>
<input type="checkbox"/>	test-143.pdf 1 part - 3,619 words	19%		04/28/11	<input type="checkbox"/> <input checked="" type="checkbox"/>

page 1 of 1

Submit a document
[Upload a File](#)
[Zip File Upload](#)
[Drag & Drop Upload](#)
[Cut & Paste](#)
View: [Recent Uploads](#)

New folder
[New Folder](#)
[New Folder Group](#)



Document Properties

Properties

Document Title: *

Author First Name:

Author Last Name:

Update

[Cancel](#)

Document Information

Uploaded: Sat May 07, 2011 03:27pm
KST

Filename: test-341.pdf

Folder: [test](#)

Report Group: KAMJE-test2

4. Viewing Reports

My Folders

- My Folders
- My Documents
- test
- Trash

Title	Report	Author	Processed ↓	Actions
test-341.pdf 1 part - 2,313 words	76%		05/07/11	🗑️ ✓
test-39.pdf 1 part - 4,053 words	29%		05/07/11	🗑️ ✓
test-10-120 1 part - 1,268 words	pending		05/07/11	🗑️ ✓
test-143.pdf 1 part - 3,619 words	19%		04/28/11	🗑️ ✓

Submit a document

- Upload a File
- Zip File Upload
- Drag & Drop Upload
- Cut & Paste

View: [Recent Uploads](#)

page 1 of 1

- 업로드 후 바로 분석 시작.
- pending에서 숫자로 바뀌면 분석이 완료된 것으로, 대개 2~3분 이내에 분석 완료
- 숫자(report score)를 클릭하면 분석 report 확인 가능

4. Viewing Reports

iThenticate **Childhood in JD Salingers stories.doc** **Paper Information** **Similarity Index 56%**

As of Sep 21, 2009 10:51 AM
893 words - 8 matches - 4 sources

Mode: Similarity Report [Exclude Quotes](#) [Exclude Bibliography](#) [Exclude small matches](#)

The Unloved Children Holden Caulfield and Teddy, two of JD Salinger's characters, are children who try to fit into the American cultural world by acting above their age, masking their fear and loss of innocence in their life with a confident intelligence. Unfortunately, this imaginary world unravels in both stories and reveals that the children's facade cannot hide their deep depression. The development of an alter ego in the children is due to the lack of parental love and attention in their lives and the confusion and depression this causes. The alter ego is an attempt to deal with their problems and helps them continue to live in the modern world. Teddy an intelligent 10 year old boy either: develops a mystical perspective on his life as a consequence of his parents who, as is evident in the story, have a bad relationship that causes psychological damage in their son and daughter or he is an enlightened master. If the former is the case,

Paper Text

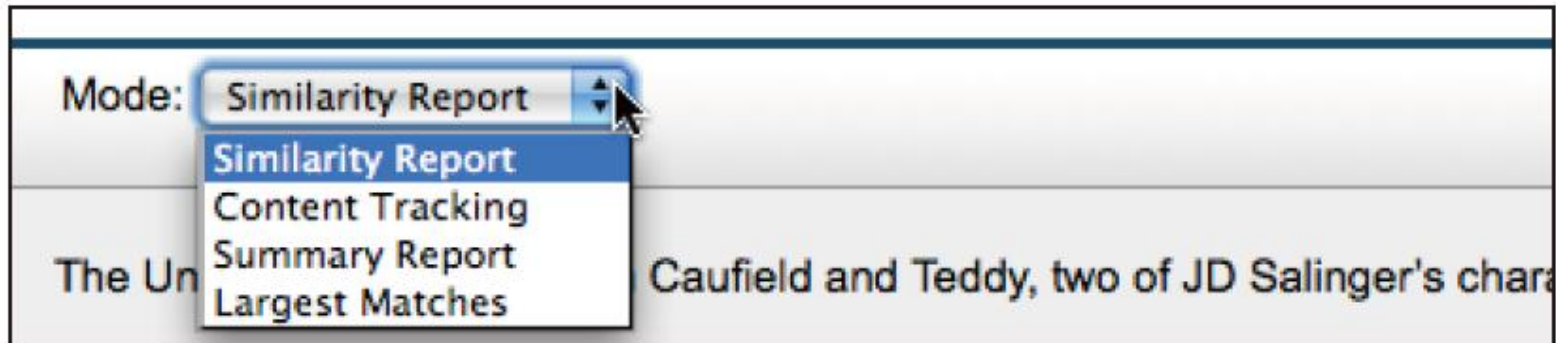
Teddy has reacted defensively to an exploitative adult world by intuitively developing the persona of the mystic and clairvoyant both to gain the love he desperately needs and, paradoxically, to distance himself from his uncaring family and the grown-up world.

Teddy tried to deal with this problem, and through the story shows an obsessive attraction to death and the metaphysics behind it. The beginning of the story,

Matching Sources

Rank	Word Count	Similarity	Source
1	227 words / 32%	Internet from Jun 25, 2009	findarticles.com
2	107 words / 15%	Internet from Sep 25, 2009	evangelicalmag.com
3	47 words / 7%	Internet from Sep 26, 2007	en.wikipedia.org
4	21 words / 3%	Internet from Nov 21, 2005	y4m4.freemail.org

Viewing Modes



- **Similarity Report:** this is the default viewing mode for the Report. Provides a list of all areas of the paper which have similarity to information in the iThenticate databases.
- **Content Tracking:** the content tracking similarity report view mode lists all the matches between the databases and the submitted document.
- **Summary Report:** a simple, printable list of the matches found followed by the paper with the matching areas highlighted
- **Largest Matches:** the report shows the percentage of words that are a part of a matching string of words (with some limited flexibility), in the Content Tracking view the report shows the percentage of matching words for a source regardless of whether or not the words are pieces of matching strings.

4-1. Similarity Report



Sample Document

As of: Apr 20, 2011 8:55:42 PM KST
4,179 words - 121 matches - 99 sources

Similarity Index

44%

Mode: Similarity Report

Exclude Quotes

Exclude Bibliography

Exclude small matches



recent cardiovascular trials funded by for-profit organizations are more likely to report positive findings than trials funded by not-for profit organizations, as are trials using surrogate rather than clinical end points

5

(Fig. 1). If anticipating result was not obtained, report was often unpublished, such

as the Prospective Randomized Amlodipine Survival Evaluation (PRAISE).

80

2;5) financial support was withdrawn such as

the Controlled Onset Verapamil Investigation of Cardiovascular Endpoints (CONVINCE);

61

6) so-called "spin" were used in science article, as used in many randomized controlled trials (RCT) reports sponsored by pharmaceutical companies.

"Spin" can be defined as specific reporting that could distort the interpretation of results and mislead readers in

35

RCT with statistically nonsignificant results for primary endpoint.7) Example of "spin" are;1) emphasizing only

1 125 words / 3% - CrossCheck
[lwao Kuwajima. "Magic ARB, or magic trial?". Hypertension Research. 05/2010](#)

2 90 words / 2% - Internet from Dec 21, 2010
[www.iats.com.br](#)

3 60 words / 1% - Internet from Feb 18, 2007
[www.angiologie.fr](#)

4 45 words / 1% - CrossCheck
[Alejandro de la Sierra. "Main results and clinical interpretations from the TRANSCEND study". Journal of Hypertension. 06/2009](#)

5 44 words / 1% - Internet from Jun 14, 2010
[jama.ama-assn.org](#)

6 43 words / 1% - Internet from Mar 15, 2010
[hyper.ahajournals.org](#)

7 42 words / 1% - Internet from Apr 1, 2010
[www.jsts.gr.jp](#)

8 42 words / 1% - Internet from Nov 5, 2002
[www.cfnavarra.es](#)

9 40 words / 1% - Internet from Aug 27, 2010
[www.crf.medynet.com](#)

4-1. Similarity Report (2)

Mode: Similarity Report

[Include Quotes](#)

[Include Bibliography](#)

[Exclude small matches](#)



recent cardiovascular trials funded by for-profit organizations are more likely to report positive findings than trials funded by not-for profit organizations, as are trials using surrogate rather than clinical end points

2

(Fig. 1). If anticipating result was not obtained, report was often unpublished, such

as the Prospective Randomized Amlodipine Survival Evaluation (PRAISE)-

57

2;5) financial support was withdrawn such as

the Controlled Onset Verapamil Investigation of Cardiovascular Endpoints (CONVINCE);

39

6) so-called "spin" were used in science article, as used in many randomized controlled trials (RCT) reports sponsored by pharmaceutical companies. "Spin"

can be defined as specific reporting that could distort the interpretation of results and mislead readers in

10

RCT with statistically nonsignificant results for primary endpoint.7) Example of "spin" are;1) emphasizing only

- 92 words / 2% - CrossCheck
[Iwao Kuwajima. "Magic ARB. or magic trial?". Hypertension Research. 05/2010](#)
- 44 words / 1% - Internet from Jun 14, 2010
[jama.ama-assn.org](#)
- 32 words / 1% - CrossCheck
[Weber, M.A. "Blood pressure dependent and independent effects of antihypertensive treatment on clinical events in the VALUE Trial". The Lancet. 20040619](#)
- 27 words / 1% - CrossCheck
[Kuwajima, I. "Cardiac implications of the morning surge in blood pressure in elderly hypertensive patients: Relation to arising time". American Journal of Hypertension. 199907](#)
- 25 words / 1% - CrossCheck
[Unger, T. "The ongoing telmisartan alone and in combination with ramipril global endpoint trial program". The American Journal of Cardiology. 20030522](#)
- 24 words / 1% - Internet from Oct 12, 2010
[effectivehealthcare.ahrq.gov](#)
- 24 words / 1% - Internet from Feb 8, 2010
[eurheartj.oxfordjournals.org](#)
- 23 words / 1% - CrossCheck
[Michael A Weber. "Hypertension treatment and implications of recent cardiovascular outcome trials". Journal of Hypertension. 04/2006](#)

4-2. Content Tracking



Sample Document

As of: Apr 20, 2011 8:55:42 PM KST
4,179 words - 22 matches - 522 sources

Similarity Index

22%

Mode: Content Tracking

[Include Quotes](#) [Include Bibliography](#) [Exclude small matches](#)



the Telmisartan Randomized Assessment Study in ACE-Intolerant Subjects With Cardiovascular Disease (TRANSCEND)

trial14)

failed to prove the cardioprotective effect of telmisartan is superior to placebo. The

Gruppo Italiano per lo Studio della Sopravvivenza nell'Infarto Miocardico-Atrial Fibrillation (GISSI-AF) trial15) failed to prove

the protective effect of valsartan for the recurrence of

atrial fibrillation. The Irbesartan in Heart Failure with Preserved Systolic Function (I-PRESERVE)16) did not

show a preventive effect for irbesartan on left ventricular diastolic function.

The Prevention regimen for effectively avoiding second strokes (PRoFESS)17)

failed to show that telmisartan prevented the recurrence of

189 words / 4% - CrossCheck
[Iwao Kuwajima. "Magic ARB, or magic trial?". Hypertension Research. 05/2010](#)
This is source #1 in the Similarity report.
This source is partially hidden by one or more sources in the Similarity report.

170 words / 4% - CrossCheck
[Aldo P. Maggioni. "Efficacy of Angiotensin Receptor Blockers in Cardiovascular Disease". Cardiovascular Drugs and Therapy. 08/2006](#)
This source is completely hidden by one or more sources in the Similarity report.

126 words / 3% - CrossCheck
[Giuseppe Mancia. "Reappraisal of European guidelines on hypertension management: a European Society of Hypertension Task Force document :". Journal of Hypertension. 11/2009](#)
This source is completely hidden by one or more sources in the Similarity report.

125 words / 3% - CrossCheck
[Giuseppe Mancia. "Reappraisal of European guidelines on hypertension management: a European Society of Hypertension Task Force document :". Journal of Hypertension. 11/2009](#)
This source is completely hidden by one or more sources in the Similarity report.

125 words / 3% - CrossCheck
[Michael A Weber. "Hypertension treatment and implications of recent cardiovascular outcome trials". Journal of Hypertension. 04/2006](#)
This is source #8 in the Similarity report.
This source is partially hidden by one or more sources in the Similarity report.

124 words / 3% - CrossCheck
[Tonje Amb Aksnes. "The Effect of Antihypertensive Agents on New-Onset Diabetes Mellitus". American Journal of Cardiovascular Drugs. 2006](#)
This is source #32 in the Similarity report.

4-3. Summary Report



Sample Document

As of: Apr 20, 2011 8:55:42 PM KST
4,179 words - 93 matches - 73 sources

Similarity Index

22%

Mode:

[Include Quotes](#) [Include Bibliography](#) [Exclude small matches](#)



92 words / 2% - CrossCheck

[Iwao Kuwajima. "Magic ARB, or magic trial?". Hypertension Research. 05/2010](#)

44 words / 1% - Internet from Jun 14, 2010

[jama.ama-assn.org](#)

32 words / 1% - CrossCheck

[Weber, M.A. "Blood pressure dependent and independent effects of antihypertensive treatment on clinical events in the VALUE Trial". The Lancet. 20040619](#)

27 words / 1% - CrossCheck

[Kuwajima, I. "Cardiac implications of the morning surge in blood pressure in elderly hypertensive patients: Relation to arising time". American Journal of Hypertension. 199501](#)

25 words / 1% - CrossCheck

[Unger, T. "The ongoing telmisartan alone and in combination with ramipril global endpoint trial program". The American Journal of Cardiology. 20030522](#)

24 words / 1% - Internet from Oct 12, 2010

[effectivehealthcare.ahrq.gov](#)

24 words / 1% - Internet from Feb 8, 2010

[eurheartj.oxfordjournals.org](#)

23 words / 1% - CrossCheck

[Michael A Weber. "Hypertension treatment and implications of recent cardiovascular outcome trials". Journal of Hypertension. 04/2006](#)

18 words / < 1% match - Internet from May 18, 2010

[content.nejm.org](#)

4-4. Largest Matches



Sample Document

As of: Apr 20, 2011 8:55:42 PM KST
4,179 words - 57 matches - 8 sources

Similarity Index

22%

Mode: Largest Matches

[Include Quotes](#) [Include Bibliography](#) [Exclude small matches](#)



recent cardiovascular trials funded by for-profit organizations are more likely to report positive findings than trials funded by not-for profit organizations, as are trials using surrogate rather than clinical end points

5

(Fig. 1). If anticipating result was not obtained, report was often unpublished, such as the Prospective Randomized Amlodipine Survival Evaluation (PRAISE)-2;5) financial support was withdrawn such as

the Controlled Onset Verapamil Investigation of Cardiovascular Endpoints (CONVINCE);

3

6) so-called "spin" were used in science article, as used in many randomized controlled trials (RCT) reports sponsored by pharmaceutical companies. "Spin" can be defined as specific reporting that could distort the interpretation of results and mislead readers in RCT with statistically nonsignificant results for primary endpoint.7) Example of "spin" are;1) emphasizing only favorable secondary endpoint obtained by subgroup analysis.2) searching favorable points for marketing from post-hoc analyses.3) interpreting statistically nonsignificant results for the primary outcomes as showing treatment equivalence or comparable effectiveness.4) modifying original results by adjusting by various factors. Secondary endpoints is nothing but newly-generated hypothesis, to be solved The fundamental goal of a clinical trial is to prove an hypothesis, which is defined as the primary endpoint. Thus, the result of the clinical trial should only be the primary endpoint. As the secondary endpoint is very likely to be incidental, it is hypothesis-generating and a new theme to be solved in future trials. Although the examples of trials whose secondary endpoints have been emphasized even when the primary endpoint was negative are too numerous to elaborate, a few are shared here. The PRAISE trial5) tested the ability of amlodipine, compared to placebo, to prevent total mortality and

- 178 words / 4% - CrossCheck
[Iwao Kuwajima. "Magic ARB, or magic trial?". Hypertension Research. 05/2010](#)
- 122 words / 3% - CrossCheck
[Aldo P. Maggioni. "Efficacy of Angiotensin Receptor Blockers in Cardiovascular Disease". Cardiovascular Drugs and Therapy. 08/2006](#)
- 47 words / 1% - CrossCheck
[Gordon T. McInnes. "Diabetes and Hypertension". Diabetic Cardiology. 12/12/2007](#)
- 45 words / 1% - CrossCheck
[Weber, M.A.. "Blood pressure dependent and independent effects of antihypertensive treatment on clinical events in the VALUE Trial". The Lancet. 20040619](#)
- 44 words / 1% - Internet from Jun 14, 2010
[jama.ama-assn.org](#)
- 38 words / 1% - CrossCheck
[T. Sawada. "Effects of valsartan on morbidity and mortality in uncontrolled hypertensive patients with high cardiovascular risks: KYOTO HEART Study". European Heart Journal. 08/31/2009](#)
- 27 words / 1% - CrossCheck
[Salim Yusuf. "Telmisartan to Prevent Recurrent Stroke and Cardiovascular Events". New England Journal of Medicine. 09/18/2008](#)
- 15 words / < 1% match - CrossCheck
[Tonje Amb Aksnes. "The Effect of Antihypertensive Agents on New-Onset Diabetes Mellitus". American Journal of Cardiovascular Drugs. 2006](#)

5. Setting

The screenshot shows the XMLink user interface. At the top, there is a navigation bar with 'Folders', 'Settings', and 'Account Info'. The 'Settings' option is circled in red. To the right, it says 'Welcome XMLink 윤선정 | Logout' and a 'Help' button. Below the navigation bar is the iThenticate logo with the tagline 'Professional Plagiarism Prevention'. The main content area is titled 'Settings' and has three sub-tabs: 'General', 'Documents', and 'Reports'. The 'General' tab is circled in red. On the right side of the settings area, there is an 'About Settings' section with a star icon and a paragraph: 'You can change settings anytime you want. Settings allow you to customize your preferences for documents and reports.'

Settings

Home Folder:
test

Number of documents to show: +
25

After uploading a document: +
This changes which page you view after uploading a document

- Display the upload folder
- Upload another document

Timezone: +
Asia/Seoul

Language:
English

Update Settings Cancel

5-1. General Setting

Folders **Settings** Account Info Welcome XMLink 윤선정 | Logout Help

iThenticate
Professional Plagiarism Prevention

Settings **General** Documents Reports

Home Folder:
test

Number of documents to show: *
25

After uploading a document: *
This changes which page you view after uploading a document

- Display the upload folder**
- Upload another document**

Timezone: *
Asia/Seoul

Language:
English

Update Settings Cancel

After uploading a document: *
This changes which page you view after uploading a document

- Display the upload folder** : 파일 업로드 후 폴더 화면으로 이동
- Upload another document** : 파일 업로드 후 다시 업로드 화면으로 이동

5-2. Documents Settings

Folders **Settings** Account Info

Welcome XMLink 윤선희 | Logout Help

iThenticate
Professional Plagiarism Prevention

Settings General **Documents** Reports

Default Document Sort: *
Processed Date

Percentage when the color of the report score changes
Change Score Color Percentage: *
50%

Update Settings Cancel

Default Document Sort: *
Processed Date
Select Default Document Sort

Processed Date
Document Title
Similarity Score
Document Author

업로드 파일의 정렬 기준을 지정

5-2. Documents Settings (2)

Folders **Settings** Account Info Welcome XMLink 윤선정 | Logout Help

iThenticate
Professional Plagiarism Prevention

Settings General **Documents**

Default Document Sort: *
Processed Date

Percentage when the color of the report score changes
Change Score Color Percentage: *
50%

Update Settings Cancel

Percentage when the color of the report score changes
Change Score Color Percentage: *
50%
Select Change Score Color Percentage
0%
5%
10%
15%
20%
25%
30%
35%
40%
45%
50%
55%
60%
65%
70%
75%
80%
85%
90%
95%
100%

report score color change 기준을 설정

5-3. Reports Setting

Folders Settings Account Info Welcome XMLink 로그인 | Logout Help

iThenticate[®]
Professional Plagiarism Prevention

Settings General Documents Reports

Email Notifications

Use these settings to receive notification when a report has exceeded the specified thresholds below. You may set separate thresholds for the Similarity report and for the Content Tracking report. Email will only be sent when a report exceeds the thresholds you set below.

Send report no more frequently than:
Once a day

Send notification when the Similarity score exceeds this percentage.
Similarity Report Threshold:
50%

Send notification when at least one source matches over this percentage.
Content Tracking Report Threshold:
50%

Select the report type to open initially when viewing a report
Default Report View:
Similarity Report

Similarity report can be color-coded to aid in viewing matches
Color code report:
 Yes
 No

Available Document Repositories

Documents will be compared against these repositories. You may select a subset of repositories by adjusting the [Settings](#) for each folder.

- CrossCheck
- Internet
- Publications

Update Settings Cancel

Email Notifications 설정

Default Viewing Mode 설정

Similarity report의 색 표시 여부 설정

Email Notifications

iThenticate Report Notification 받은편지함 | X CrossCheck | X

☆ ithsupport@ithenticate.com 나에게 세부정보 표시 5월 8일 ← 답장 ▼

영어 ▼ > 한국어 ▼ [메일 번역](#) [영어로에 대해 사용중지](#)

iThenticate

Dear XMLink 윤선정,

This is an automatically generated e-mail report regarding the findings of your iThenticate account.

One or more reports listed below have exceeded the thresholds you have set on your account for automatic e-mail notification.

The thresholds for your account are:

Similarity Report Threshold: 50%
Content Tracking Report Threshold: 50%

Reports:

test-341.pdf	
Processed: May 6, 2011 10:49:30 PM	
Score	Link to Report
90%	Similarity Match
90%	Content Tracking Match

test-341.pdf	
Processed: May 6, 2011 11:32:40 PM	
Score	Link to Report
90%	Similarity Match
90%	Content Tracking Match

You have received this e-mail report because you are subscribed to the iThenticate Links Reports alert. If you do not wish to receive future alerts, you can turn off this feature by selecting "don't notify me" for the Report Thresholds on the [report settings](#) page.

--
iThenticate Support Team
info@ithenticate.com

6. Account Info

Account Info

Welcome XMLink 윤선정 | Logout Help

iThenticate®
Professional Plagiarism Prevention

Account Information [Return to Folders](#)

My Profile

First Name: *
XMLink

Last Name: *
윤선정

E-Mail: *
prjk2468@gmail.com

Upload a photo:
 선택된 파일 없음

Current Password:

Change Password:

Confirm Password:

Upgrade Your Account
Email: sales@ithenticate.com
Phone: [+1-510-764-7610](tel:+1-510-764-7610)

Account Info:
Company [Korean Association of Medical Journal Editors \(KAMJE\)](#)
Account ID 9836
Expires: Sun Apr 19, 2015

학술지 약어 (소속)

대표자 성명

대표 e-mail

의편협 관리사항이므로
임의 수정을 금함

User Manual

CrossCheck User Manual

- http://www.crossref.org/crosscheck/CrossCheck_Manual.pdf

Inside iThenticate

- https://research.ithenticate.com/citation_help/plagiarism_faq.html

Demo of iThenticate

- <https://research.ithenticate.com/demo.html>

감사합니다

