

Rethinking Journal Editing and Publishing Workflows

Crossing the Digital Divide in Journal Publishing

Choon Shil Lee

Sookmyung Women's University

Committee for Information Management, KAMJE



Agenda


- Journal Publishing/Production Workflows
- Journal Editing Workflows
- Recommendations:
To Cross the Digital Divide in Journal publishing



Journal Publishing/Production Workflows



Journal Publishing/Production Workflow (1): From Final Print version PDF to JATS XML

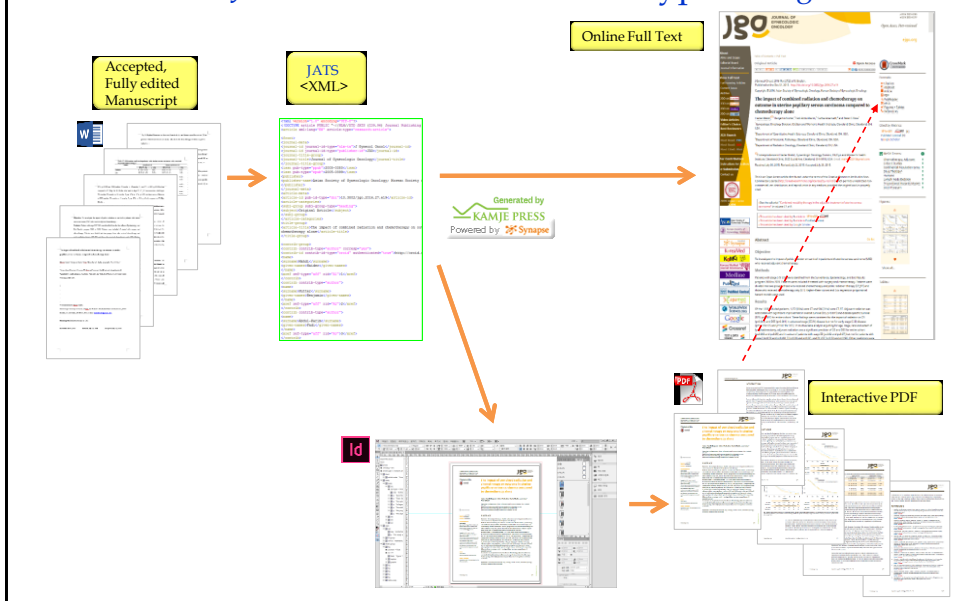


From Final Print version PDF to JATS XML

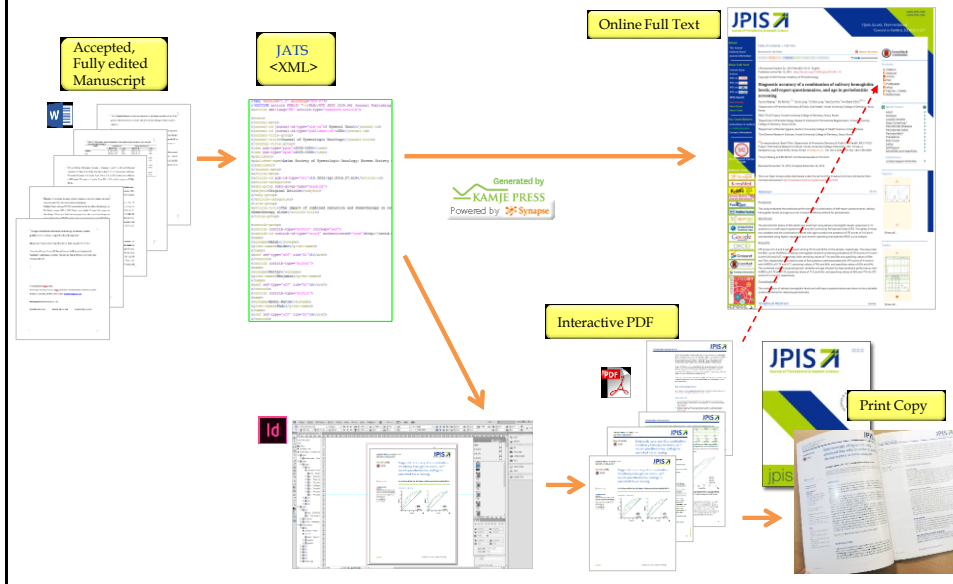
- XML file production from print version PDFs
- Manual cut & paste
- Slow, Tedious, Error-prone
- Online publication delayed till print PDF version is available
- Current publishing workflows for most Korean medical journals



Journal Publishing/Production Workflow (2): One JATS XML for Online and Typesetting



Journal Publishing/Production Workflow (3): One JATS XML for Online, Typesetting and Print



One JATS XML for Online and Typesetting

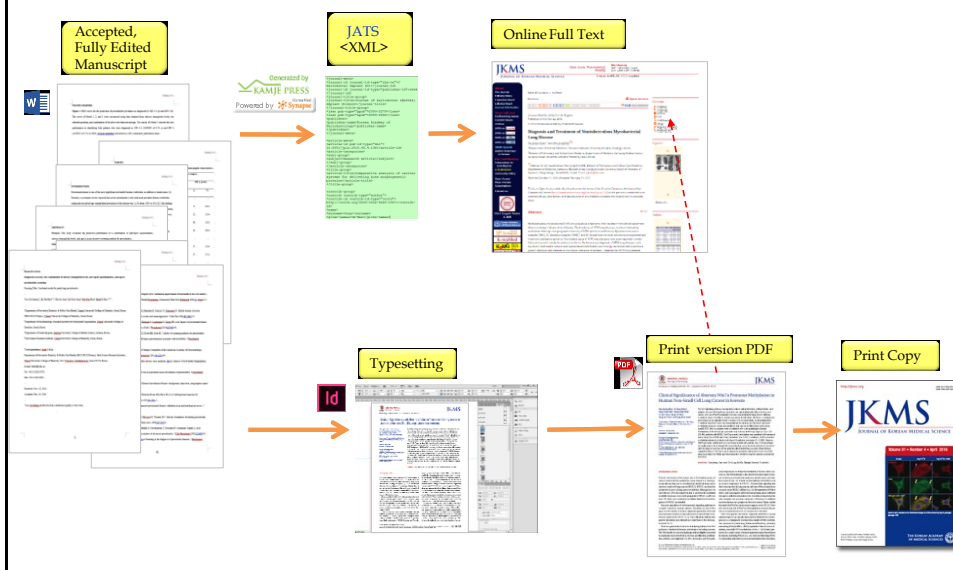
- JATS XML conversion from “Author Manuscripts (Word file)”
 - Online Full text from JATS XML
 - At the same time, automated generation of (InDesign) Typesetting/Layout file from JATS XML
- Online Interactive PDF
- Print

More Efficient Publishing Workflows

- No more cut & paste of texts
Automated conversion of manuscript texts to JATS XML
- Speedy
- One-point (integrated) publishing
- E-journal only
E-journal and Print
- Interactive PDF (vs. static PDF)



Journal Publishing/Production Workflow (4): Separate Processing of Online and Print version



Separate Processing of Online and Print version

- Online version and Print version published as two separate processing from the same fully edited manuscript
- Version Control problems
Any changes made on one side should be reflected on the other side


Journal Editing Workflows

Any changes made after XML file production/InDesign Typesetting

- Require revisions on XML files to regenerate Online Full text and PDF
- Or, two revisions both on Online Full text (XML) and on PDF
- Better to have all the manuscript editing done before hands (before XML production)



Modified Editing Workflows: Fully Edited “Final” Manuscripts



Recommendations:

Crossing the Digital Divide in Journal publishing



Recommendation (1)

- Prepare fully edited “Final” manuscripts
 - Formats
 - Copy editing
 - Manuscript editing
 - English correction
 - Author proofreading



Recommendation (2)

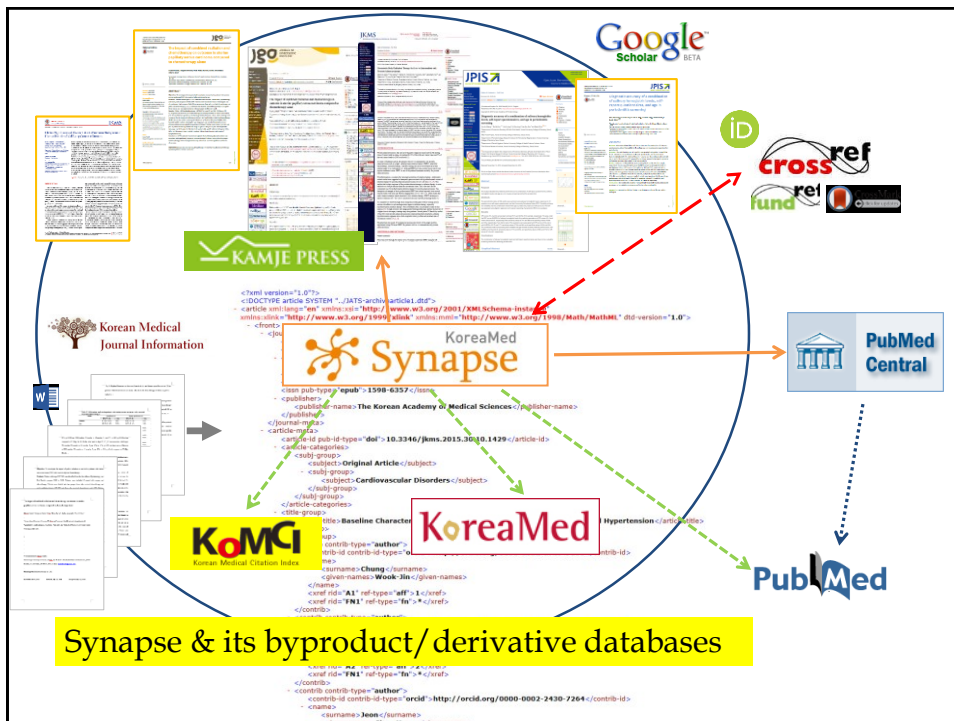
- Produce JATS XML file from fully edited manuscripts
- Automate JATS XML file production and processing
 - to reduce manual cut & paste work
 - to detect any systematic, technical errors

Recommendation (3)

Once a proper JATS XML file is produced

- Generate both online version and PDF (via InDesign) version of full text using the same XML file.

Interactive PDF with internal and external links can be made from fully marked up XML files.



open. inviting. transparent.

JATS
Journal Article Tag Suite

KAMJE

KoMCI

KAMJE

Synapse

KoreaMed

xmlink

XMLink office image wall