

저자로서 편집자, 심사자와 소통하기

1. Cover letter 작성
2. 심사평에 대한 대처

의편협 교육연수위원회
최인홍


1

논문은 연구자간 소통하는 방법이다

저자는 출판 전에 편집자 및 심사자와 멋지게
소통하여야 한다

2

무수정 accept?

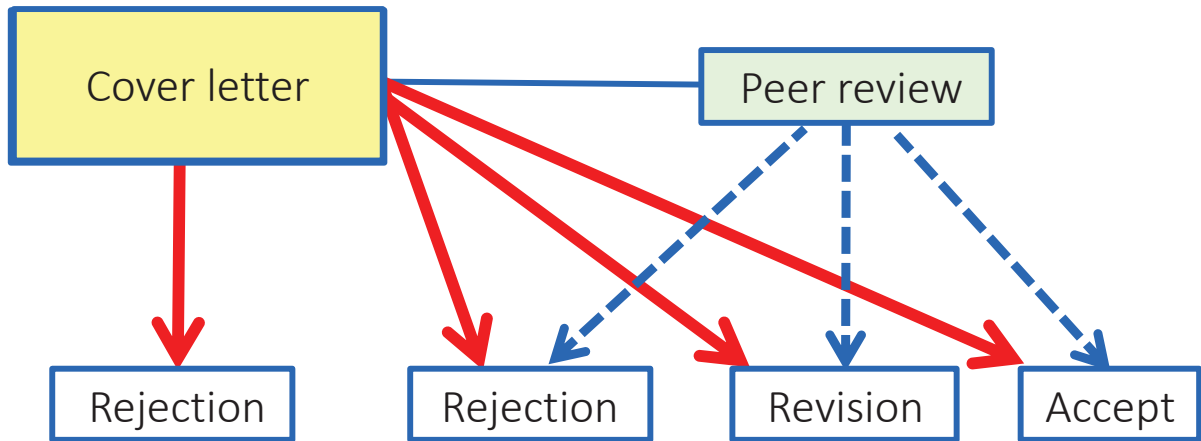


3

Cover letter 작성

4

논문 심사 과정



5

Cover letter 작성

○ 해야 할 것

- 편집장과 개인적으로 소통하는 기회를 살린다
- 해당 잡지 적합성, 창의성을 강조한다
- 다른 잡지에서 심사하고 있지 않음을 밝힌다
- Conflict of interest 여부를 밝힌다

6

이중 투고

“I am facing an unusual problem with the manuscript you sent me to review. A few days before you sent me this manuscript, a manuscript with the same title and very similar abstract and content containing almost the same data was sent to me for reviewing from a different journal (Journal of Renin Angiotensin Aldosterone System). Please advice me how do deal with this serious ethical issue.”

Vangelis G. Manolopoulos, Ph.D.
Associate Professor
Democritus University of Thrace
Greece

7

Cover letter 작성


○ 해야 할 것

- 편집장과 개인적으로 소통하는 기회를 살린다
- 해당 잡지 적합성, 창의성을 강조한다
- 다른 잡지에서 심사하고 있지 않음을 밝힌다
- Conflict of interest 여부를 밝힌다

○ 하지 말아야 할 것

- 형식적으로 쓴다
- 이전 편지를 다시 사용한다

8



March 7, 2012

Dr. D. F. Williams
Editor-in-Chief
Biomaterials

Dear Dr. D. F. Williams,

I submit the manuscript for publication. We believe that our study will be of wide popular interest to the readers of *Biomaterials* because our study is based on multidisciplinary collaboration between nanomaterials and immunology.

Using human blood monocytes that were stimulated with small sized silver nanoparticles, we observed inflammasome formation and release of IL-1 β , a critical pro-inflammatory cytokine initiating innate immunity. More importantly, we demonstrated that _____.

This manuscript has never been published and is not currently under evaluation in any other peer-reviewed publication. All authors have read this manuscript and have approved for submission. There are no conflicts of interest.

Thank you for your kind consideration.

Forever yours,

In-Hong Choi, M.D., Ph.D.

Department of Microbiology
Yonsei University College of Medicine
Seodaemun-gu, Yonsei-ro 50
Seoul, Korea (120-752)
Tel: +82-2-2228-1821, Fax: +82-2-392-7088
E-mail: inhong@yuhs.ac

March 7, 2012

Dr. D. F. Williams
Editor-in-Chief
Biomaterials



We
Dear Dr. D. F. Williams,
entitled "-----"
in the *Biomaterials* as an original article

I submit the manuscript for publication. We believe that ① our study will be of wide popular interest to the readers of *Biomaterials* because our study is based on multidisciplinary collaboration between nanomaterials and immunology.

Using human blood monocytes that were stimulated with small sized silver nanoparticles, we observed inflammasome formation and release of IL-1 β , a critical pro-inflammatory cytokine initiating innate immunity. More importantly, we demonstrated that _____.

11

- ② This manuscript has never been published and is not currently under evaluation in any other peer-reviewed publication. ③ All authors have read this manuscript and have approved for submission. ④ There are no conflicts of interest.

Thank you for your kind consideration.

Forever yours,

In-Hong Williams, M.D., Ph.D.
Sincerely yours

Department of Microbiology
Yonsei University College of Medicine
Seodaemun-gu, Yonsei-ro 50
Seoul, Korea (120-752)
Tel: +82-2-2228-1821, Fax: +82-2-392-7088
E-mail: inhong@yuhs.ac



12

March 7, 2012

Dr. D. F. Williams
Editor-in-Chief
Biomaterials

중요한 결과를 실어주고 싶은 생각 들도록
요약 기술 (abstract 복사하지 말고)

Dear Dr. D. F. Williams:

We submit the manuscript entitled " **Inflammasome formation and IL-1 β release by human blood monocytes in response to silver nanoparticles**" to be considered for publication in *Biomaterials* as an **original article**. We believe that our study will be of wide popular interest to the readers of *Biomaterials* because our study is based on multidisciplinary collaboration between nanomaterials and immunology.

Using human blood monocytes that were stimulated with small sized silver nanoparticles, we observed inflammasome formation and release of IL-1 β , a critical pro-inflammatory cytokine initiating innate immunity. More importantly, we demonstrated that _____.

This manuscript has never been published and is not currently under evaluation in any other peer-reviewed publication. All authors have read this manuscript and have approved for submission. There are no conflicts of interest. _____

Thank you for your kind consideration.

저자추천 심사자 제시

Sincerely yours,

In-Hong Choi, M.D., Ph.D.

Department of Microbiology
Yonsei University College of Medicine
Seodaemun-gu, Yonsei-ro 50
Seoul, Korea (120-752)
Tel: +82-2-2228-1821, Fax: +82-2-392-7088
E-mail: inhong@yuhs.ac

13

심사평에 대한 대처

14

Peer reviewer는 어떻게 정하는가?

- 잡지 고유의 심사자 DB
- 심사자와 편집위원이 추천하는 연구자
- 투고 논문에서 인용한 논문의 저자
- PubMed 검색


- 저자 추천 심사자 또는 심사 배제 연구자

15

Editorial decision letter

- Accept
- Rejection

- Revision: minor, major



빨리 수정하여 보낼 것

16

Editorial decision letter

- Example 1. [Rejection, do not resubmit.](#)

Your paper has been examined by 2 expert reviewers. Unfortunately, we must decline this manuscript for publication. The reasons for this decision are indicated in the reviewers' comments.

17

Editorial decision letter

- Example 2. [Declined for now, future acceptance possible.](#)

Your paper has been examined by 2 expert reviewers. For the reasons explained in the comments, we cannot accept this manuscript for publication in *Yonsei Medical Journal*. We would [consider a revised version that takes these criticisms into account](#) but cannot offer assurance that submission of a revised manuscript will lead to acceptance.

18

Editorial decision letter

- Example 2. Declined for now, future acceptance very likely.

Your paper has been examined by 2 expert reviewers. As you will see in their comments, [each reviewer finds merit in the work but makes constructive suggestions](#). Please consider the suggestions carefully, as the changes will produce an article that better serves you and our readers.

19

Major revision 요구에 대한 대응



20

Major revision 요구에 대한 대응

- 재투고 할 것인지 (기한 내) 또는 다른 잡지에 투고할 것인지 결정한다

21

Major revision 요구에 대한 대응

- 완벽하게 대답한다
- 예의 바르게 대답한다
- 근거를 가지고 대답한다

22

Critique에 대한 대응

○ 해야 할 것

- 심사자는 무보수로 일함을 알고 감사히 여긴다
- 평가에 오해가 있더라도 다른 독자가 동일한 오해를 하지 않도록 명확히 한다

○ 하지 말아야 할 것

- 절망하고 편집자를 비난한다
- 심사 의견 내 bias를 찾는다

23

Critique에 대한 대응

○ 해야 할 것

- 필요한 실험을 추가한다
- 공저자와 상의한다

○ 하지 말아야 할 것

- 조급하게 대처한다
- 익명의 심사자가 누구인지 알아본다

24

Critique에 대한 회신 작성하기 전에

- 심사평을 꼼꼼히 읽는다
- 지적 point를 list로 만든다
- 추가 실험이 필요한지, discussion에서 설명만으로 해결되는지, 참고문헌을 추가해야 하는지 결정한다
- Control 추가에 대한 언급이 있는지 확인한다

25

Critique에 대한 회신 작성하기 전에

- 동료와 공저자에게 심사평을 보여주고 의견을 받는다
- 영어가 문제면 영문 교정 도움을 받는다

심사평의 내용을 그대로 믿지 말아라!
Confidential comment가 있다

26

Critique에 대한 회신 작성하기 전에

- 비평에 하나 하나 답한다
- Manuscript의 어디에 수정하였는지 표시한다
- 알려진 결과와 **상반된 연구**라면 막강한 data가 필요하다
- Cover letter에 수정 부분 요약을 기술한다

세포주보다 일차배양세포, 그 보다는 동물실험이 낫다

27

기존 이론과 상반된 연구

- Heider's assimilation-contrast theory
일반적 이론에 일치하는 결과는 accept,
상반되는 결과는 reject 경향
ex. Louis Pillemer와 보체 대치경로



Intellectual suppression

28

Critique에 대한 구체적 회신 작성하기

- 전문적이고 존경하는 어투로 작성한다

“심사자가 다 읽은 것 같지 않다. Page 2에 언급되어 있다”

“비평이 이해된다. 보충실험 결과를 result section (page 13)에 추가하여 결론을 더욱 확실하게 하였다”

“비평이 이해된다. 그러나 추가 실험이 굳이 필요하지는 않은 것으로 판단되어 page 2의 기존 결과와 더불어 다른 연구자의 논문을 참고문헌으로 추가하였다”

심사자도 감정이 있으며 전문성 언급은 예민하다

29

Critique에 대한 구체적 회신 작성하기

- 작성한 회신을 다른 연구자에게 보여준다
- 내용 뿐 아니라 문체/감정 표현도 검토한다

심사자가 1 시간 이상 논문을 검토하였음을 기억하고 accept 시키기 위하여 많은 지적을 하였다고 생각하라

30

Critique에 대한 구체적 회신 작성하기

- 논문 길이 축소를 요청 받으면
Discussion 및 Introduction에서 줄이고
연구 방법은 가능하면 줄이지 않는다

31

Peer review system

- 심사자도 사람이므로 완벽하지 않다
- 모든 연구자는 심사자가 되기도 하고 저자가 되기도 한다

32

재접수 cover letter

Dear Dr. D. F. Williams:

Thank you for giving us an opportunity to revise our manuscript.

Here, in our study we emphasize _____. Our results will give more relevant understanding ____.

The answers to Reviewers' Comments are follows. [Some experiments were performed to fulfill the comments and appended as supplementary data. The changes of revised manuscript have been listed as a Table at the end of this letter.](#)

We thank the referees for their detail and specific comments and hope our revised manuscript to be much improved.

33

내용 수정 후 회신

“We revised [Introduction section \(page 6, paragraph 2\)](#) to include additional literature on _____.”

“[As suggested](#), we changed Figure 2 as image style and combined Table 3 and 4 (page 10).”

“We have [also rewritten several sentences](#) in the discussion to tone down our enthusiasm and avoid overstatement. (page 15, lines 20-40)”

34

내용 수정 불가능한 경우 회신

“Unfortunately, we did not perform the experiment using primary cells, so we were unable to assess its effect on primary cells. We acknowledge this as a limitation (page 30, lines 1-5).”

“Our decision to use the confocal microscopy rather than a dark field microscopy was informed by several factors. We have added this rationale to Method section (page 5, lines 15-19).”

35

비평을 반박하는 회신

“We agree with the referee that ____, but. . .”

“The referee is right to point out ____, yet. . .”

“We acknowledge that our manuscript might have been ____, but. . .”

“We, too, were disappointed by the low response rate. We agree that this is an important area that requires further research.”

“With all due respect to the reviewer, we believe that this point is not correct.”

비평을 반박하는 회신

“Your Introduction lacks substance because it does not mention the important work of Choi (2007).”



“Despite its importance in other ways, Choi’s work is not concerned with the justification of the hypothesis I tested in this paper. It would be distracting to the logic if I included it.”

37

Peer reviewer 의견이 어느 정도 고려되는가?

Peer reviewer 판정	%	Editor 최종 rejection
Complete agreement not to reject	48	20
Any level of disagreement	45	71
Complete agreement to reject	7	89
Total	100	48

마지막에

○ Major Changes in the Revised Manuscript

No.	Contents	Changes
1	Staining results for JC-1 have been changed to histograms and the description has been rewritten.	Page 11, lines 1-25 & Fig. 4, caption
2	Discussion about mitochondrial DNA and inflammasomes has been appended.	Page 16, line 54 - page 17, line 9
3	Supplementary data for characterization of nanoparticles have been appended.	Page 8, line 26 - line 38 & Fig. S1
4	The p values for ANOVA analysis have been included.	Fig. 1 & caption
5	Fig. 7 has been removed.	
6	TEM images of a control cell and a cell treated with 100 nm particles have been appended.	Fig. 5

39

그리고

- 짧을수록 좋다
- 길수록 좋다
 - 더 많은 시간
 - 더 많은 생각
 - 더 자세히
 - 더 겸손하고 감사하게

40

감사합니다

KAMJE Workshop

2014. 01. 18