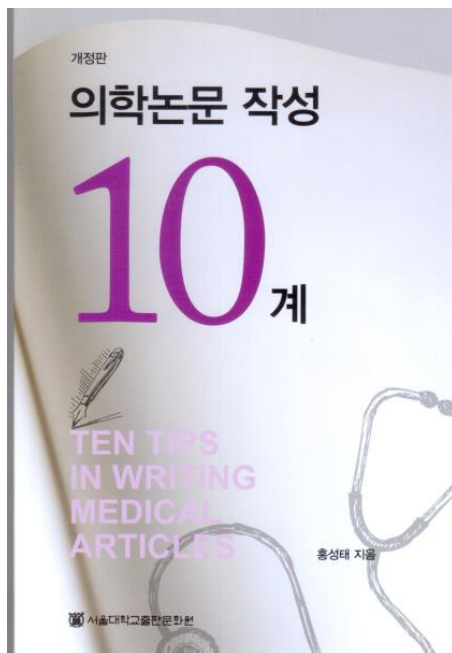


TEN Tips

TEN Tips in Writing Manuscripts



Sung-Tae Hong, MD

Editor, Journal of Korean Medical Science

Professor of Parasitology & Tropical

Medicine , Seoul National University

Member, ICMJE

Uniform of Medical Articles

TEN Tips for your fancy writing!

- International Committee of Medical Journal Editors (**ICMJE**)
**Recommendations for the Conduct, Reporting, Editing, and
Publication of Scholarly Work in Medical Journals**
Updated December 2016 at <http://www.icmje.org>
- Korean translation ICMJE 권고안 at <http://www.kamje.or.kr>

[Recommendations](#)

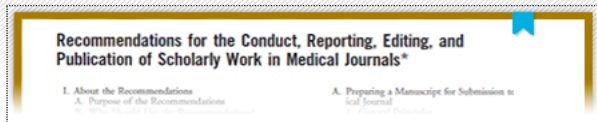
[Conflicts of Interest](#)

[Journals](#)
Following the ICMJE Recommendations

[About ICMJE](#)

[News & Editorials](#)

Recommendations



Read the **Recommendations** for the Conduct, Reporting, Editing, and Publication of Scholarly work in Medical Journals.

BROWSE

DOWNLOAD

Conflicts of Interest



Use the **ICMJE Form** for Disclosure of Potential Conflicts of Interest to generate a disclosure statement for your manuscript.

ACCESS THE FORM

ANNOUNCEMENTS

Up-dated ICMJE Recommendations – December, 2016

Quick Links

- [Clinical Trial Registration](#)
- [Who is an Author?](#)
- [FAQs](#)
- [Request to receive an E-mail when the Recommendations are updated.](#)

About ICMJE

The ICMJE is a small group of general medical journal editors and representatives of selected related organizations working together to improve the quality of medical science and its reporting. ICMJE meets annually to refine its *Recommendations for the Conduct, Reporting, Editing and Publication of Scholarly Work in Medical Journals*. Although ICMJE is not an open membership organization, it welcomes comments on the *Recommendations*.

[Learn more](#)

Member Publications & Organizations



→ [Journals Following the ICMJE Recommendations](#)

Recommendations

Browse

About the Recommendations

Roles & Responsibilities

Publishing & Editorial Issues

Manuscript Preparation

Translations

Archives

Subscribe to Changes

KEEP UP-TO-DATE

Request to receive an E-mail when the Recommendations are updated.

Subscribe to Changes

Home > Recommendations

Recommendations

Read the **Recommendations** for the Conduct, Reporting, Editing, and Publication of Scholarly work in Medical Journals.

Recommendations for the Conduct, Reporting, Editing, and Publication of Scholarly Work in Medical Journals*

I. About the Recommendations
A. Purpose of the Recommendations

A. Preparing a Manuscript for Submission to a Medical Journal

DOWNLOAD

Download the full PDF to print or view on your computer and/or tablet.

→ Looking for Translations or Archives?

Rather access the Recommendations on the web? Browse the full content by choosing one of the sections below.

About the Recommendations

[Purpose of the Recommendations](#)

[Who Should Use the Recommendations?](#)

[History of the Recommendations](#)

Roles & Responsibilities

[Defining the Role of Authors and Contributors](#)

[Author Responsibilities—Conflicts of Interest](#)

[Responsibilities in the Submission and Peer-Review Process](#)

[Journal Owners and Editorial Freedom](#)

[Protection of Research Participants](#)

Publishing & Editorial Issues

[Corrections, Retractions, Republications and Version Control](#)

[Scientific Misconduct, Expressions of Concern, and Retraction](#)

Recommendations for the Conduct, Reporting, Editing, and Publication of Scholarly Work in Medical Journals

Updated December 2016

- I. About the Recommendations
 - A. Purpose of the Recommendations
 - B. Who Should Use the Recommendations?
 - C. History of the Recommendations
- II. Roles and Responsibilities of Authors, Contributors, Reviewers, Editors, Publishers, and Owners
 - A. Defining the Role of Authors and Contributors
 1. Why Authorship Matters
 2. Who Is an Author?
 3. Non-Author Contributors
 - B. Author Responsibilities—Conflicts of Interest
 1. Participants
 - a. Authors
 - b. Peer Reviewers
 - c. Editors and Journal Staff
 2. Reporting Conflicts of Interest
 - C. Responsibilities in the Submission and Peer-Review Process
 1. Authors
 2. Journals
 - a. Confidentiality
 - b. Timeliness
 - c. Peer Review
 - d. Integrity
 3. Peer Reviewers
 - D. Journal Owners and Editorial Freedom
 1. Journal Owners
 2. Editorial Freedom
 - E. Protection of Research Participants
- III. Publishing and Editorial Issues Related to Publication in Medical Journals
 - A. Corrections and Version Control
 - B. Scientific Misconduct, Expressions of Concern, and Retraction
 - C. Copyright
 - D. Overlapping Publications
 1. Duplicate Submission
 2. Duplicate Publication
 3. Acceptable Secondary Publication
 4. Manuscripts Based on the Same Database
 - E. Correspondence
 - F. Fees
- A. Preparing a Manuscript for Submission to a Medical Journal
 1. General Principles
 2. Reporting Guidelines
 3. Manuscript Sections
 - a. Title Page
 - b. Abstract
 - c. Introduction
 - d. Methods
 - i. Selection and Description of Participants
 - ii. Technical Information
 - iii. Statistics
 - e. Results
 - f. Discussion
 - g. References
 - i. General Considerations
 - ii. Style and Format
 - h. Tables
 - i. Illustrations (Figures)
 - j. Units of Measurement
 - k. Abbreviations and Symbols
 - B. Sending the Manuscript to the Journal

I. ABOUT THE RECOMMENDATIONS

A. Purpose of the Recommendations

ICMJJE developed these recommendations to review best practice and ethical standards in the conduct and reporting of research and other material published in medical journals, and to help authors, editors, and others involved in peer review and biomedical publishing create and distribute accurate, clear, reproducible, unbiased medical journal articles. The recommendations may also provide useful insights into the medical editing and publishing process for the media, patients and their families, and general readers.

B. Who Should Use the Recommendations?

These recommendations are intended primarily for use by authors who might submit their work for publication to ICMJJE member journals. Many non-ICMJJE journals voluntarily use these recommendations (see www.icmje.org/journals.html). The ICMJJE encourages that use but has no authority to monitor or enforce it. In all cases, authors

IMRAD Structure

TEN Tips for your fancy writing!

- Title, Authors, Affiliations
- Abstract
- Text: **I**ntroduction, **M**aterials and Methods, **R**esults, **D**iscussion
- References
- Tables and Figures

Why TEN Tips?

TEN Tips for your fancy writing!

SUNG-TAE HONG

- To *prepare* the better manuscript and be published for *Authors*
- To *review* manuscripts easier for *Reviewers*
- To *select* and edit manuscripts efficiently for *Editors*

Purposes of Publication

TEN Tips for your fancy writing!

SUNG-TAE HONG

- Scientific communication among professionals
- Transition of private new knowledge to public known knowledge
- Public offer to agree and cite
- Academic benefits

Write manuscripts based on the purpose of publication:

**Easy to read &
to understand**

TEN Tips

More Cites

How to Survive in the Flood?

TEN Tips for your fancy writing!



SUNG-TAE HONG




Seoul National University

HOW MUCH SCIENCE IS THERE?

SCIENTIFIC PUBLISHING HAS BEEN ACCELERATING—A NEW PAPER IS NOW PUBLISHED ROUGHLY EVERY 20 SECONDS. LET'S IMAGINE A BIBLIOGRAPHY LISTING EVERY SCHOLARLY PAPER EVER WRITTEN. HOW LONG WOULD IT BE?

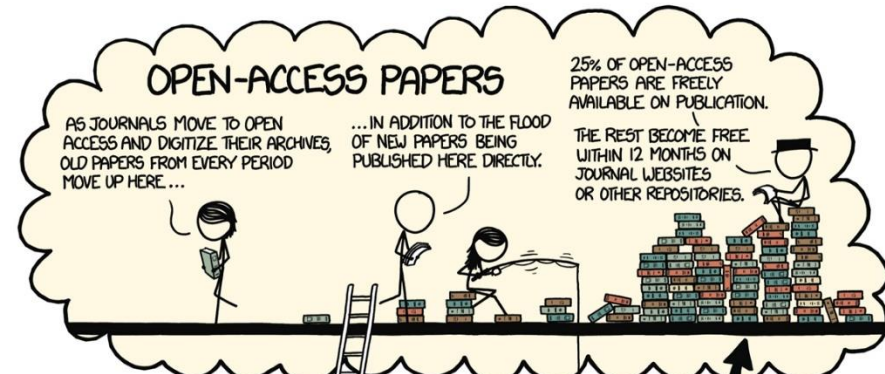


...THIS IS WHAT THE FULL LIST WOULD LOOK LIKE:

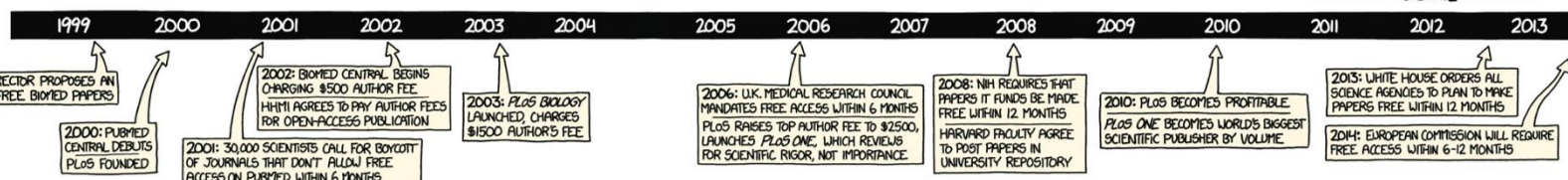



HOW OPEN IS IT?

SINCE THE ADVENT OF THE WEB, MUCH OF SCIENTIFIC PUBLISHING HAS BEEN MOVING TO OPEN ACCESS. ACCORDING TO SCIENCE-METRIX, OPEN ACCESS REACHED A "TIPPING POINT" AROUND 2011: MORE THAN 50% OF NEW RESEARCH IS NOW MADE AVAILABLE FREE ONLINE.



TRADITIONAL PUBLICATION



The Rise of Open Access. Science 4 October 2013: 58-59.

<http://www.sciencemag.org/content/342/6154/58.full.pdf>

Design Your Articles:

➔ ***Focus on design article contents and structure before writing***

- Scientific contents: Tables and Figures
- Conclusion: Novel
- Target journal: Factors considered
 - Scope, JIF, Publication feasibility, Expense
- Authors in Order and Contributors
- References

TEN Tips 2

TEN Tips for your fancy writing!

➔ Keep Formatting Requirements of Target Journal

- Keep journal's format in details as possible
 - Uniform and structure
 - Capitals, symbols, length, files, references, submission
- Uniforms
 - NLM style (Vancouver style)
 - APA style (Harvard style)
 - Mixed style

TEN Tips 3

TEN Tips for your fancy writing!

➔ Keep Consistency:

Ensure consistent flow in the same order of ideas or concepts and words throughout the manuscript!

- Title
- Abstract
- Text
- Keywords

TEN Tips 4

TEN Tips for your fancy writing!

➔ Keep Scientific Confidence:

Authors should provide confidence for their results and make clear conclusions based on the confidence!

- All authors are responsible for data!
- Author's confidence can produce scientific value!
- Scientific confidence is the core of an article!

Confidence on Conclusion: Example

TEN Tips for your fancy writing!

Our results indicate that combination of [18F]-FDG-PET/CT and [124I]-PET/CT affords a valuable diagnostic method that can be used to make therapeutic decisions in terms of whether further surgery is required or whether radioactive-iodine treatment is appropriate in patients with DTC who are tumor-free on conventional imaging studies but who have high Tg levels. However, continuing and cooperative study are still necessary, due to existence of a considerable number of patients who could not be localized tumor recurrence by these diagnostic modalities.

TEN Tips 5

TEN Tips for your fancy writing!

➔ **Keep Your Story:**

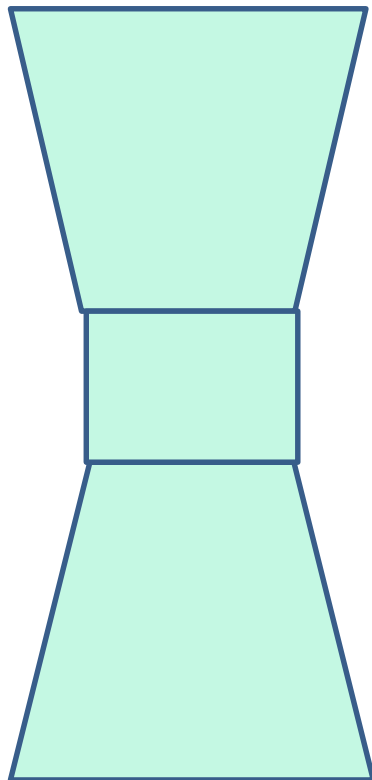
One article must make **own story (stories)**
of interest and novelty!

The most important single factor to be
accepted.

Flow of Story

TEN Tips for your fancy writing!

- Story: General – Specific – General



General: *Introduction*



Specific: *Purpose, M & M, Results*

Discussion



General: *Conclusion*

TEN Tips 6

TEN Tips for your fancy writing!

➔ **KESS: Keep Sentences Short and Simple**

Make sentences short within 30 words in a sentence!

- Short and simple sentences for better readability
- The shorter, the better!
- The longer the subject, the worse readable!

TEN Tips 6: Example

TEN Tips for your fancy writing!

In unadjusted and multivariable-adjusted logistic regression analyses, after adjusting for BMI, diastolic BP, LDL-cholesterol, triglyceride, ALT, HOMA-IR, log(hsCRP) and alcohol intake, apoB was found to be independently related to the risk of CHD using FRS in healthy Korean men, and the link between apoB and the risk of CHD was found to be dose-response relationship, and in addition, apoB with a high risk showed a tendency to increase risk of developing CHD.

TEN Tips 6: Example

TEN Tips for your fancy writing!

The apoB was found to be independently related to the risk of CHD using FRS in healthy Korean men by unadjusted and multivariable-adjusted logistic regression analyses, after adjusting for BMI, diastolic BP, LDL-cholesterol, triglyceride, ALT, HOMA-IR, log (hsCRP) and alcohol intake. The relation between apoB and the risk of CHD was in dose-response relationship. In addition, apoB with a high risk showed a tendency to increase risk of developing CHD.

TEN Tips 7

TEN Tips for your fancy writing!

➔ Keep Rule of Ten 1:

Only 10% of title readers read abstract after screening articles by title

- Title: Meeting point with readers
- Attractive titles invite readers!

Rule of Ten 1

TEN Tips for your fancy writing!

SUNG-TAE HONG

- **Titles** must be attractive to readers
- Professional
- Simple, Clear, Specific → **SEXY!**
- Combination of keywords
- Important one first
- Informative and specific enough
- Web DB friendly
- Titles describing results

Principles of Title Writing

TEN Tips for your fancy writing!

- **Title form**
 - Phrase
 - Title and subtitle
 - Sentence
- **Within 12-15 words, 100 spaces**
- **'A'** (Stimulating, Inhibitory, Enhancing) **Effects of 'B'** (Drugs, Materials, Methods) **on 'C'** (Diseases, Patients, Diagnosis, Findings, ...) **in 'D'** (Area, Time, Population...)
- **Follow any instruction of target journal**

Writing Tips for Titles

TEN Tips for your fancy writing!

- **Clear expression**
- **Avoid**
 - Serial number
 - Abbreviations
 - Commercial brand names

- **Not recommend to use**

The, A -, Of, On, Results, Study (Studies), Notes on,
An approach to, A study of, Some aspects of,
Investigation of, Observation on, A novel method
for, The effect of

Title Examples 1

TEN Tips for your fancy writing!

- 2015년 서울의 한 대학에서 발생한 비정형성 폐염 51례의 보고
- Report of 51 cases of atypical pneumonia in a university in Seoul, 2015
- **Epidemic atypical pneumonia**: fifty-one cases in Seoul in 2015
- **Epidemic atypical pneumonia in a university laboratory** : 51 cases experienced in 2015

Title Examples 2

TEN Tips for your fancy writing!

- **Clinical characteristics** of 51 atypical pneumonia cases in an epidemic occurrence in Seoul in 2015
- **Epidemiological analysis** of atypical pneumonia in a university laboratory, 2015
- **Epidemic occurrence** of atypical pneumonia in a laboratory in 2015

Title and Citation

TEN Tips for your fancy writing!

- Articles with **short titles describing the results** are cited more often (Paiva et al. *CLINICS* 2012;67:509-513)
- Assess hits and citations by JCR of 423 research articles in 7 PLOS and 12 BMC journals in October 2008

Paiva et al, 2012

Title and Citation Results

TEN Tips for your fancy writing!

Cite indices	Groups by characters		
	≤ 94.5	94.5-118	> 118
View counts (median, IQRs)	2892(2404)	2446(1655)	2359(1439)
Citations by JCR	12.5(15)	10(13)	8(10)

Paiva et al, 2012

Title and Citation Results

TEN Tips for your fancy writing!

Cite indices	Groups by contents		
	Type 1	Type 2	Type 3
No. of articles	231(54.6%)	171(40.4%)	21(4.9%)
Citations by JCR	8(10.5)	12(13)	-

Type 1, methods-describing titles; Type 2, results-describing titles;
Type 3, non-classifiable titles

Paiva et al, 2012

Title and Citation Results

TEN Tips for your fancy writing!

- **Less cited articles' titles with**
 - Question mark
 - Geographical area
 - Subtitles by hyphen or colon

Paiva et al, 2012

Tips for Title-Subtitle

TEN Tips for your fancy writing!

- Useful for long titles
- Use hyphen or colon between title and subtitle
- Main concepts or important words in the main title, minor supportive words in subtitle
- Clear expression
- Less prepositions

Title-Subtitle Examples

TEN Tips for your fancy writing!

- Antimicrobial Susceptibility of Bacteria Isolated in 2000: With Special Reference to Prevalence of Methicillin-Resistant *Staphylococcus aureus* and Activities of Cefazolin, Cefotaxime and Piperacillin
- Some Problems in the Analysis of Hospital In-Patients Morbidity Statistics: On the Usefulness of Rank Distribution of Morbidity
- Magnetic Resonance Imaging in Neurologic Diseases: Comparison with Computed Tomography

Tips for Sentence Title

TEN Tips for your fancy writing!

DO

- Use ordinary sentence
- Present tense
- Same as conclusion

DO NOT

- Use auxiliary verb
- Make a negative sentence
- Use a question mark

Sentence Title Examples

TEN Tips for your fancy writing!

- Serum Thioredoxin 1 Level **Has No Close Relation** with Myocardial Damage Amount in Acute Myocardial Infarction Patients
- Dendritic eIF4E-binding Protein 1 (eIF4E-BP1) mRNA **is** Upregulated by Neuronal Activation
- Serum Pro-hepcidin **Could Reflect** Disease Activity in Patients with Rheumatoid Arthritis
- Bioelectrical Impedance **May Predict** Cell Viability during Ischemia and Reperfusion in Rat Liver
- Early Start of Dialysis **Has No Survival Benefit** in End-Stage Renal Disease Patients

TEN Tips 8

TEN Tips for your fancy writing!

➔ Keep Rule of Ten 2:

Only 10% of abstract readers read the text. Finally only 1% of title readers read the text....

- **Attractive title and good abstract** may call more citations. We should try to raise the readers' proportion over the 1% to be cited.

Rule of Ten 2

TEN Tips for your fancy writing!

Writing Good Abstract

- Structured or Unstructured abstract
- Clear and understandable, essential core contents
- Length limit: 250 words
- Abstracts swim alone through the web:
informative
- Most readers read abstract only with Tables or
Figures and **decide citation**

Abstract Writing Tip 1

TEN Tips for your fancy writing!

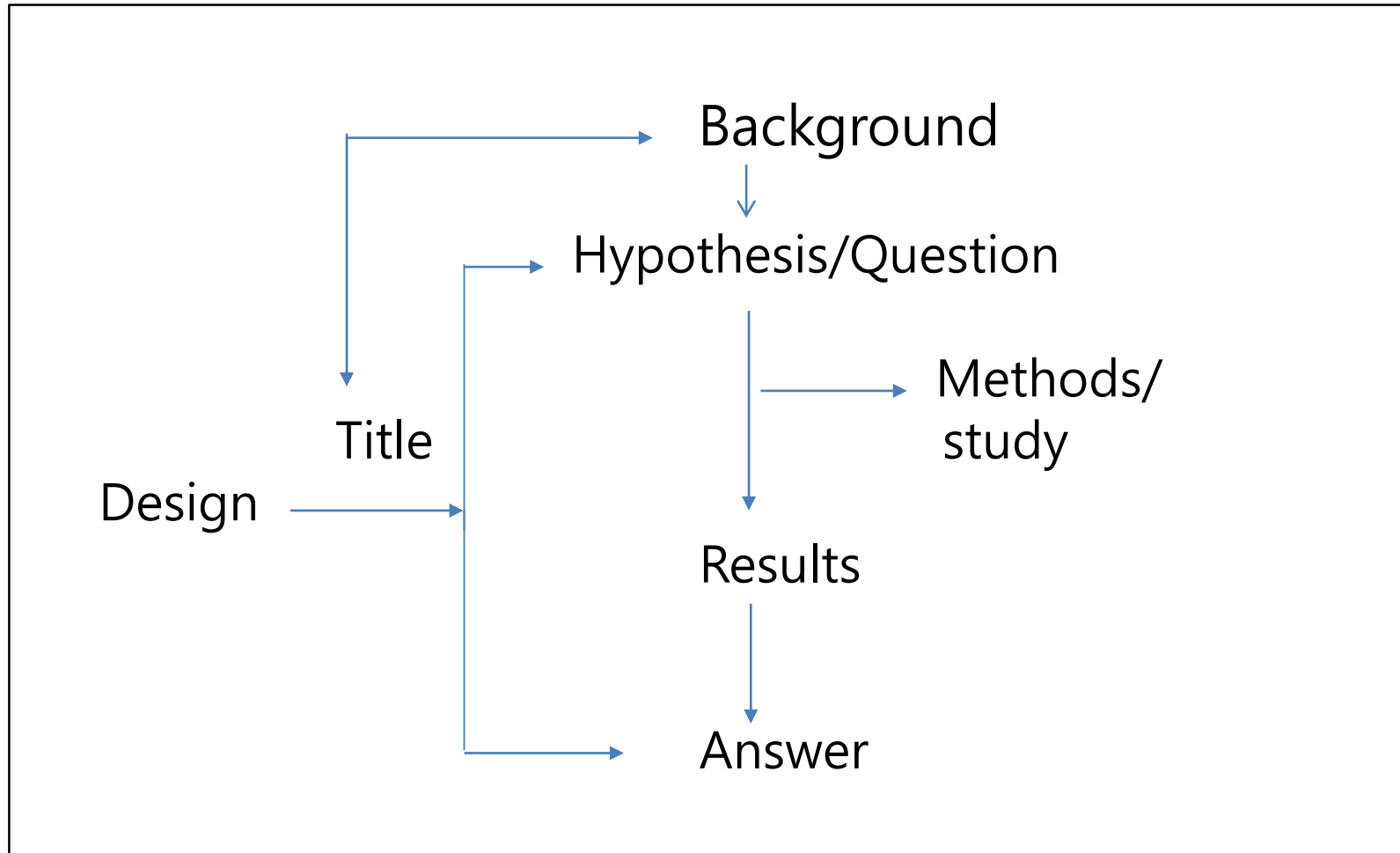
- **Writing Flow: Question to Answer**
 - Background or Purpose
 - How? Materials and Methods
 - What? Results
 - So what? Conclusion

Flow of Ideas in an Abstract

TEN Tips for your fancy writing!



SUNG-TAE HONG
Seoul National University



Complete Story

Abstract Writing Tip 2

TEN Tips for your fancy writing!

DO

- Follow guidelines if any
- Keep limited length of words
- Keep the uniform
- Describe **core results** in detail with numeric data
- Explain abbreviations
- Make a clear conclusion, same as in the text

Abstract Writing Tip 3

TEN Tips for your fancy writing!

DO NOT

- Number the results
- Include any content which is not described in the text
- Review, cite references
- Refer to Tables or Figures

TEN Tips 9

TEN Tips for your fancy writing!

➔ Keep Rule of First & Last:

Organize text structure by Topic at the first and Conclusion at the last

Open and close of individual issues or items and the whole text for better understanding!

- Topic Paragraph & Conclusion Paragraph
- Topic Sentence & Resolution Sentence

Structure of Introduction

TEN Tips for your fancy writing!

SUNG-TAE HONG

Topic Paragraph to open an article

Introduce audience to the article by explaining known facts.

Extension Paragraph

Challenge from known to unknown.

Resolution Paragraph

Summarize what authors did.

Structure of Discussion

TEN Tips for your fancy writing!

SUNG-TAE HONG

Topic Paragraph to open

Characterize core results or answer the question.

Extension Paragraphs to challenge & act

Explain core results one by one with literature review.
Concentrate supporting data for conclusion.

Describe Limitations

Describe limitations.

Conclusion Paragraph to close the article

Describe scientific conclusion in present tense by
summarizing resolution sentences of each paragraph.

Sentence Structure

TEN Tips for your fancy writing!

- **Sentences in a Paragraph**
 - More than 2 sentences in a paragraph
 - First: **Topic sentence** to open
 - Middle: **Extension sentences** to challenge
 - Last: **Resolution or Conclusion sentence** to close

Iceberg Theory in Writing

Writing Text



SUNG-TAE HONG

Seoul National University



← Introduction

← Discussion

TEN Tips 10

TEN Tips for your fancy writing!

➔ Keep Connecting Words:

Link sentences by repeating common keywords within a paragraph. That keeps fluent flow of reading and easy understanding.

Connecting Words

TEN Tips for your fancy writing!

Praziquantel has been **used comprehensively** in both clinics and field as a broad-spectrum anthelmintic for the treatment of trematode or cestode infections. Though it is regarded as safe generally, **the comprehensive use of praziquantel** inevitably induces several **common adverse reactions**, such as, abdominal pain, diarrhea, dizziness, sleepiness, and headache.¹ Most of these **adverse reactions** are transient and rapidly subside without specific treatment. In addition to these **common adverse reactions** an **anaphylactic reaction** may occur, but it is very rare and neglected usually. A search of the literature revealed that two cases of **anaphylactic shock** have been attributed to praziquantel.²⁻³

Rapid Drafting & Slow Cooking

TEN Tips for your fancy writing!

- Writing the first draft as soon as possible!
- Cooking the draft slowly:
Internal & external review and revision
- Trim manuscripts more attractive following TEN Tips!
 - KESS
 - Rule of Ten 1
 - Rule of Ten 2
 - Rule of First and Last
 - Connecting Words

Additional Tips from Editor's Vault

TEN Tips for your fancy writing!

SUNG-TAE HONG

- Prepare manuscripts using MS word, double space, 11 point, Times New Roman font
- Prepare the manuscript **reader friendly**
- Prepare the manuscript **journal friendly**
- Language review by an original speaker
- Back up the file
- Keep research and publication ethics through all procedure

Recommended Writing Order

TEN Tips for your fancy writing!

- **Tables & Figures**
- **Abstract**
- **Results**
- **Materials and Methods**
- **Introduction**
- **Discussion**

References

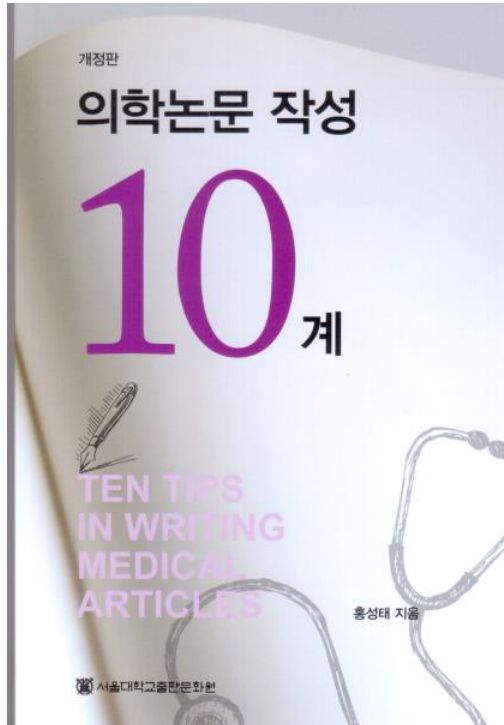
Hong ST. Ten Tips for Authors of Scientific Articles. *J Korean Med Sci* 2014; 29(8): 1035-1037.

AMA. *AMA Manual of Style*, 10th Ed. Oxford University Press, 2007, New York.

Schimmel J. *Writing Science*. Oxford University Press, 2012, New York.

Paiva CE, Lima JPSN, Paiva BSR. Articles with short titles describing the results are cited more often. *CLINICS* 2012;67:509-513.

TEN Tips for your fancy writing!



*Enjoy your writing!
Make it sexy!*

*Thanks for your
attention!*